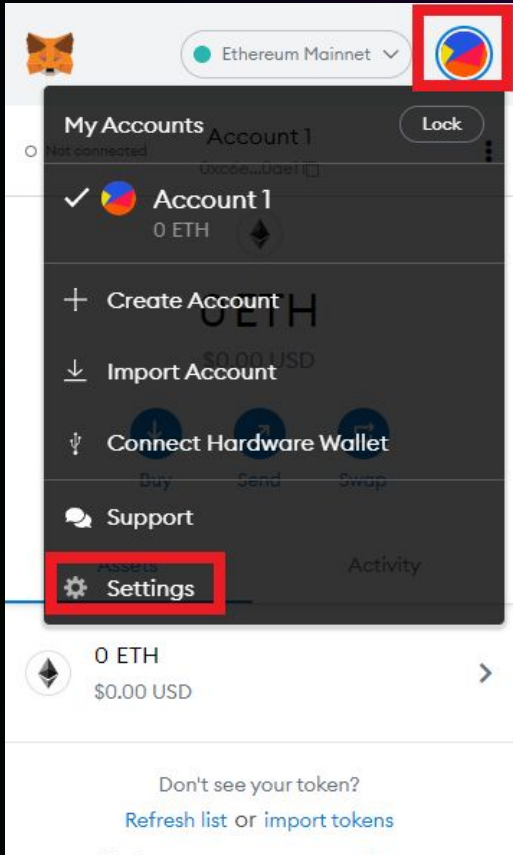




# How to add a BSC(BEP20) Binance Smart Chain to MetaMask and Import JK Coins

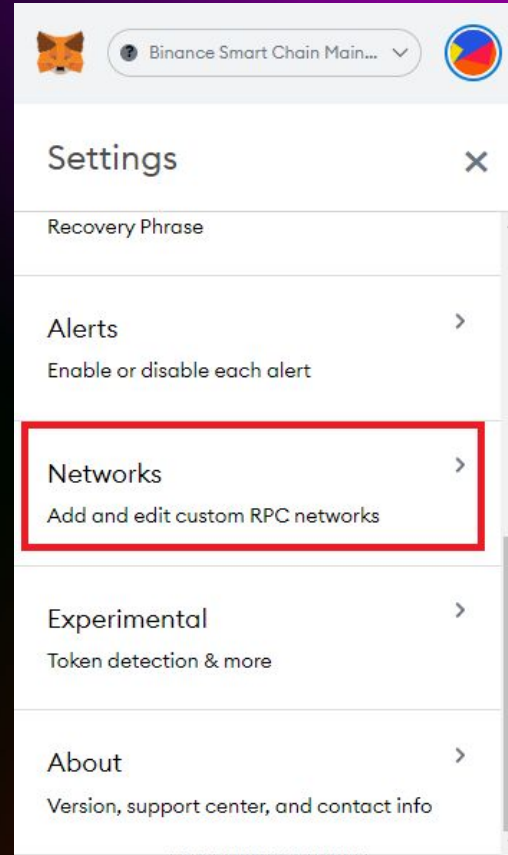


# How to add a BSC(BEP20) Binance Smart Chain to MetaMask and Import JK Coins



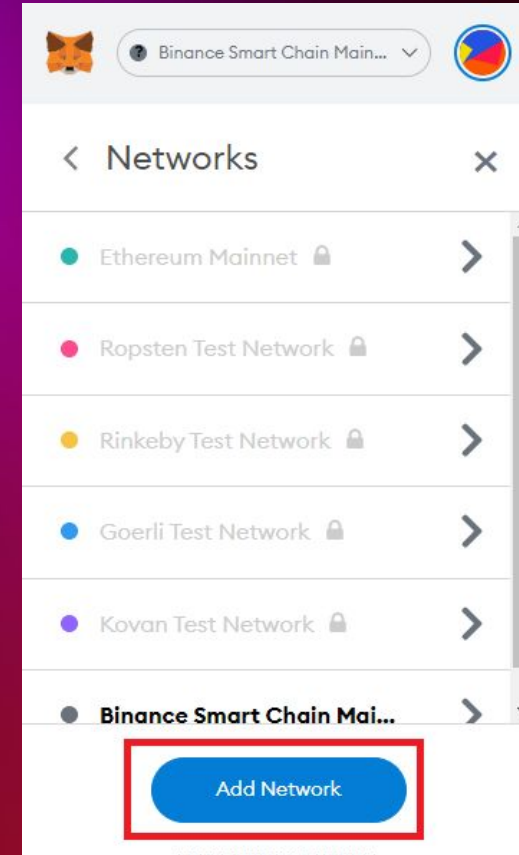
## Step 1

- Access MetaMask
- Press on the upper right-hand corner wind circle.
- Enter Setting



## Step 2

- Select Networks



## Step 3

- Select Add Network

# How to add a BSC(BEP20) Binance Smart Chain to MetaMask and Import JK Coins

Settings

General Networks > Add a network

Advanced

Contacts **i** A malicious network provider can lie about the state of the blockchain and record your network activity. Only add custom networks you trust.

Security & Privacy

Alerts

Networks

Experimental

About

**Network Name** ↓

Smart Chain

**New RPC URL** ↓

<https://bsc-dataseed.binance.org/>

**Chain ID** **i** ↓

56

**Currency Symbol** (Optional) ↓

BNB

This Chain ID is currently used by the Binance Smart Chain Mainnet network.

**Block Explorer URL** (Optional) ↓

<https://bscscan.com>

Cancel Save

## Step 5

- Fill in the information and press Save.

1. Network Name : Smart Chain

2. New RPC URL :

<https://bsc-dataseed.binance.org/>

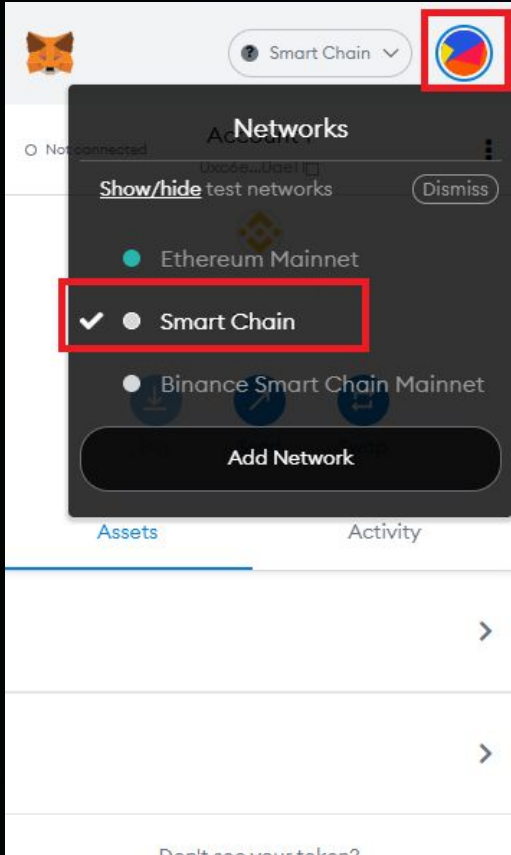
3. Chain ID : 56

4. Currency Symbol : BNB

5. Block Explorer URL :

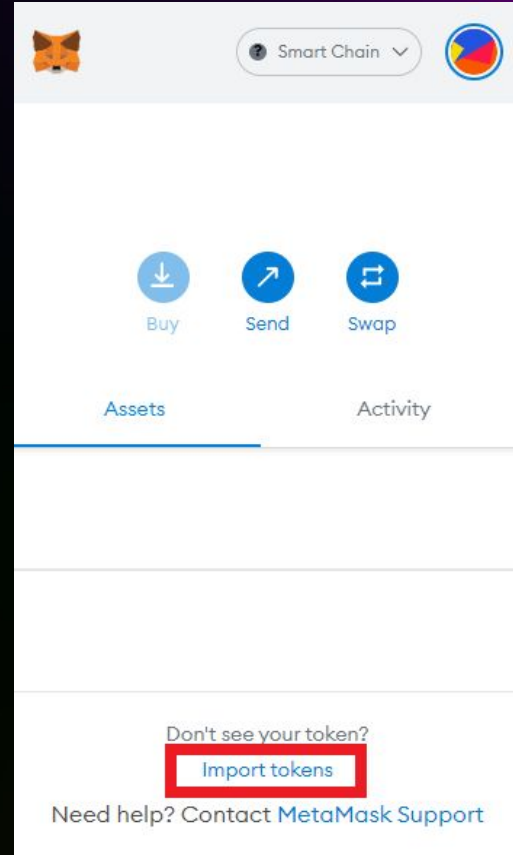
<https://bscscan.com>

# How to add a BSC(BEP20) Binance Smart Chain to MetaMask and Import JK Coins



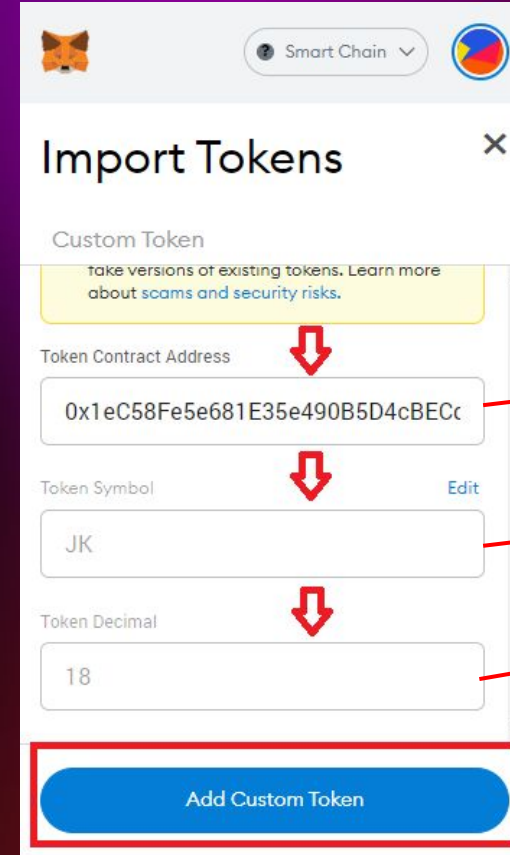
Step 6

- Press the top right circle.
- Press Smart Chain



Step 7

- Enter Import tokens




Step 8

- Fill in the information above
- Press Add Custom Token.

fill in :  
0x1eC58Fe5e681E35e4  
90B5D4cBECdF42B29C  
1B063  
  
fill in : JK  
  
fill in : 18

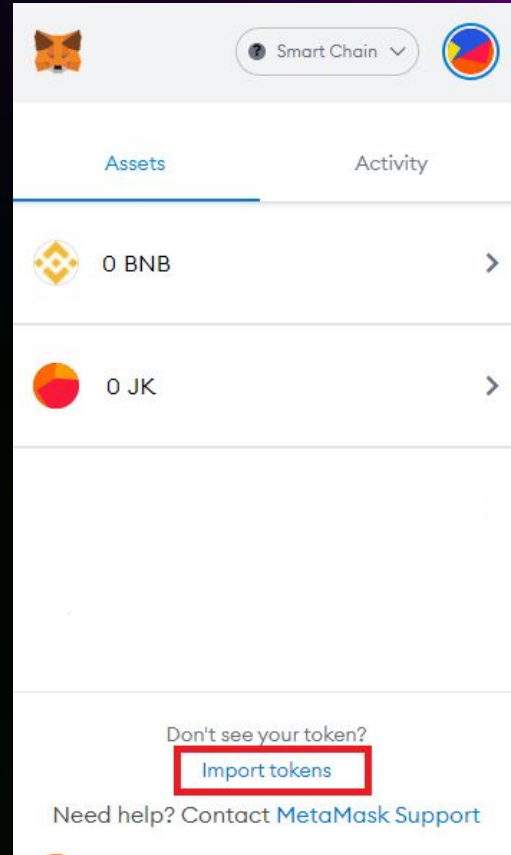


# How to add a BSC(BEP20) Binance Smart Chain to MetaMask and Import JK Coins



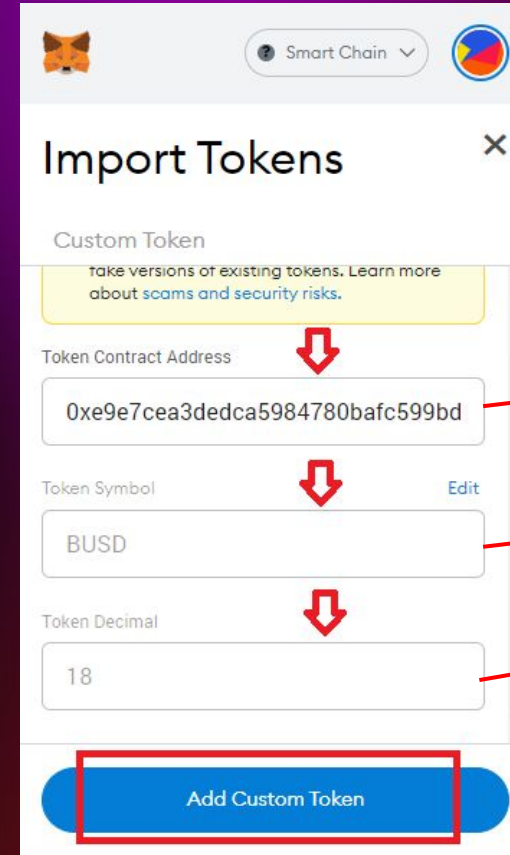
## Step 9

- JK coins will appear in Wallet.



## Step 10

- Press Import tokens.



## Step 11


- Fill in the information above
- - Press Add Custom Token.

fill in :  
0xe9e7cea3dedca5984  
780bafc599bd69add08  
7d56

fill in : BUSD


fill in : 18

# How to add a BSC(BEP20) Binance Smart Chain to MetaMask and Import JK Coins



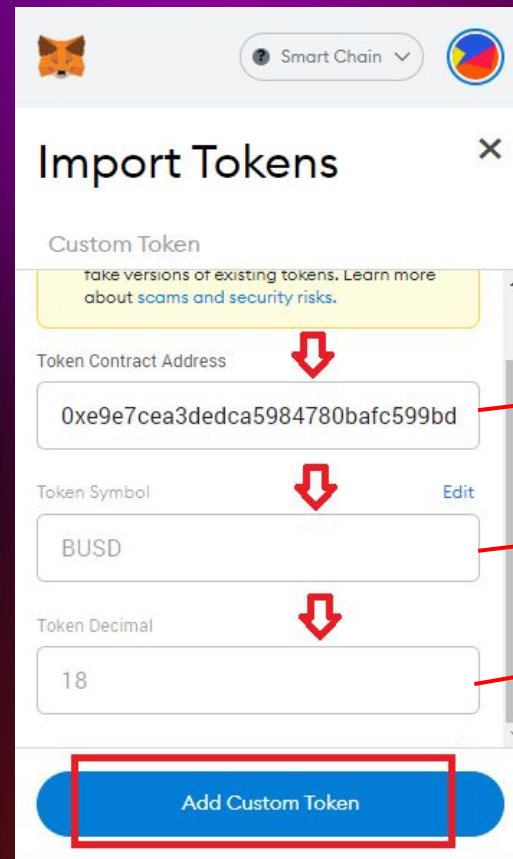
## Step 9

- JK coins will appear in Wallet.



## Step 10

- Press Import tokens



## Step 11

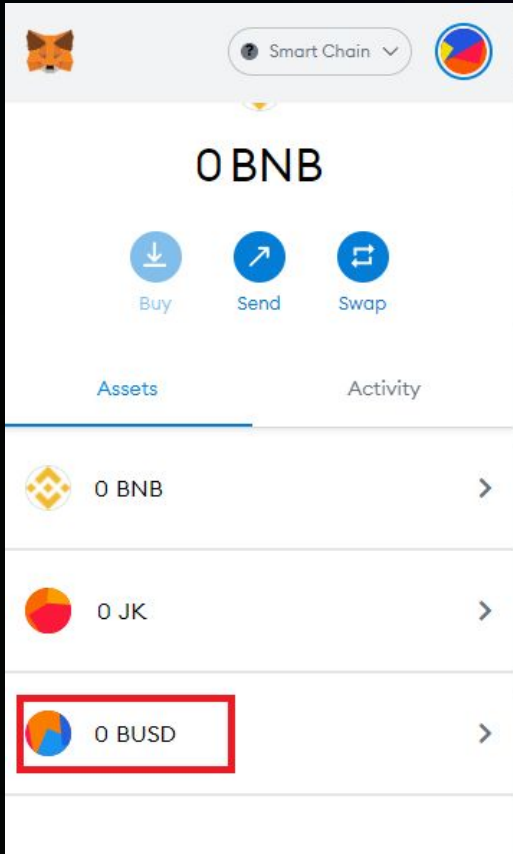
- Fill in the information above
- Press Add Custom Token.

fill in :  
0xe9e7cea3dedca5984  
780bafc599bd69add08  
7d56

fill in : BUSD

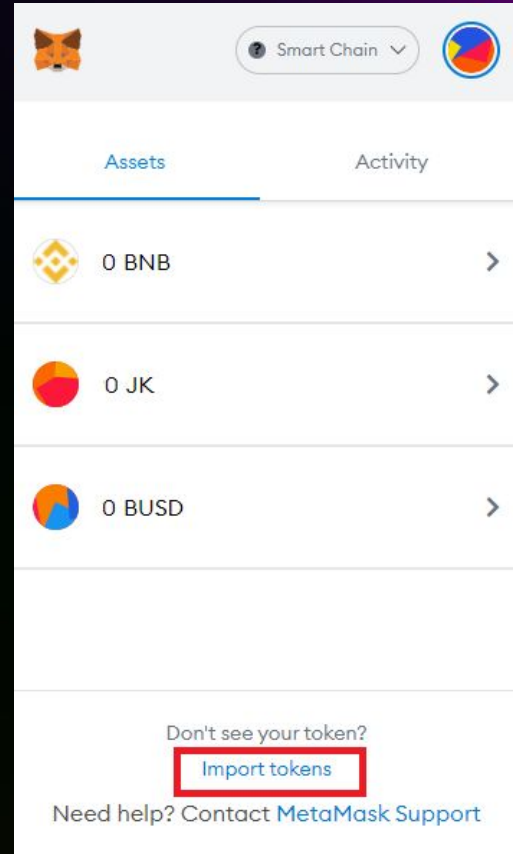
fill in : 18

# How to add a BSC(BEP20) Binance Smart Chain to MetaMask and Import JK Coins



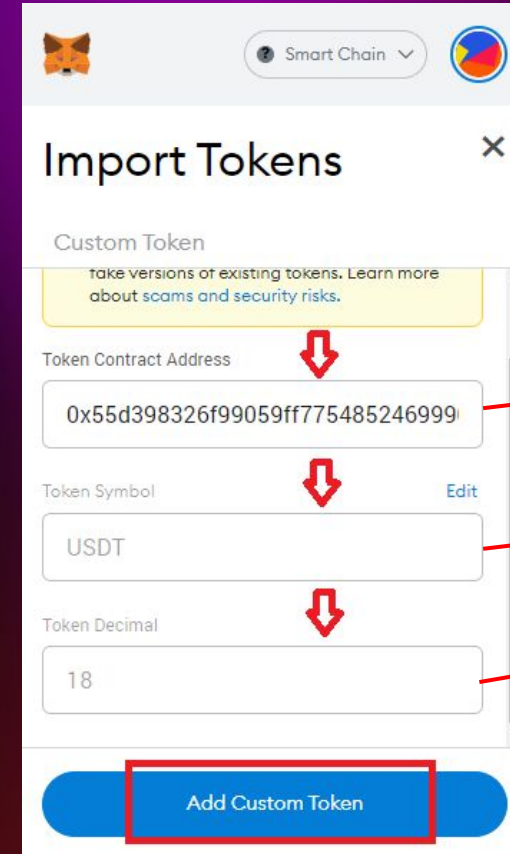
## Step 12

- BUSD coins will appear in wallets.



## Step 13

- Press Import tokens.



## Step 14


- Fill in the information above  
- - Press Add Custom Token.

fill in :  
0x55d398326f99059ff  
775485246999027b319  
7955

fill in : USDT

Fill in : 18

# How to add a BSC(BEP20) Binance Smart Chain to MetaMask and Import JK Coins



## Step 15

- USDT coins will appear in Wallet.